




Case study COOL days – Business Day

EGroupware – a smart online office integration

Business Day



Collabora Online



EGroupware

SMART ONLINE OFFICE

EGroupware Smart Online Office



EGroupware
SMART ONLINE OFFICE

Smart Online Office

- **Smart** : Intelligent linking of information
- **Online** : Web application usable on all platforms
- **Office** : **(Almost) complete office in the web browser**

With integration of Collabora Online ...

Topics



- Introduction Egroupware
- Integration of COOL in EGroupware
 - * Installation/Integration (→ see COOL DeveloperDay recording)
 - * COOL in the File Manager/Filesharing
 - * Power of EGroupware - Templates & Placeholders
Every EGroupware data can be used in Office documents
- Case study
 - * EGroupware GmbH – offers, invoices, mailings, reports

EGroupware & Collabora Online



EGroupware:

- **Reseller for Collabora Online Licences**
- **Collabora Online as SaaS (Hosting)**
- COOL installation packages, Watchtower for COOL Updates
- Usable with other Cloud solutions: e.g. Nextcloud, Moodle ...
- **Support** for COOL Integration

EGroupware GmbH



- [EGroupware GmbH](#) (Kaiserslautern, Germany)
- Datacenters in Frankfurt/Karlsruhe for EGroupware as [SaaS solution](#)
- EGroupware packages for [On Premises](#) installation, Watchtower for automatic Updates
- Professional Version with business function enhancements (EPL)
- [Support](#) (migration and update support, ...) also for community users!
- Training courses and EGroupware consulting
- EGroupware (custom) development, masks, templates, functions, ...

Main applications in EGroupware



Email



InfoLog

(tasks, notes,
phone, email, ...)



Calendar




Contacts

CRM-views

Applications in EGroupware



**Filemanager /
Filesharing**



Kanban



smallPART



Project Manager



**Tracking
System
(Ticket system)**



Bookmarks



**Time recording
to projects,
tickets, tasks,
contacts**



Resources

**Knowledge
Management**

Applications in EGroupware



Video conference
(Jitsi)



Remote Desktop
(Guacamole)



CTI/Telephony



Video conference
(BBB)



Chat
(Rocket.Chat)



Discourse
(OpenIDConnect)

**Your
application?**



Office
(Collabora Online)



Wiki.js
(OpenIDConnect)

EGroupware Filemanager



Integration of COOL in EGroupware

- File Manager as a base for working with documents and sharing
- **EGroupware acts as a file server:**
Can mount directories via SMB, WebDAV(...) in EGroupware.
This includes for example also Nextcloud shares, if customers are using EGroupware and Nextcloud.

EGroupware Filemanager



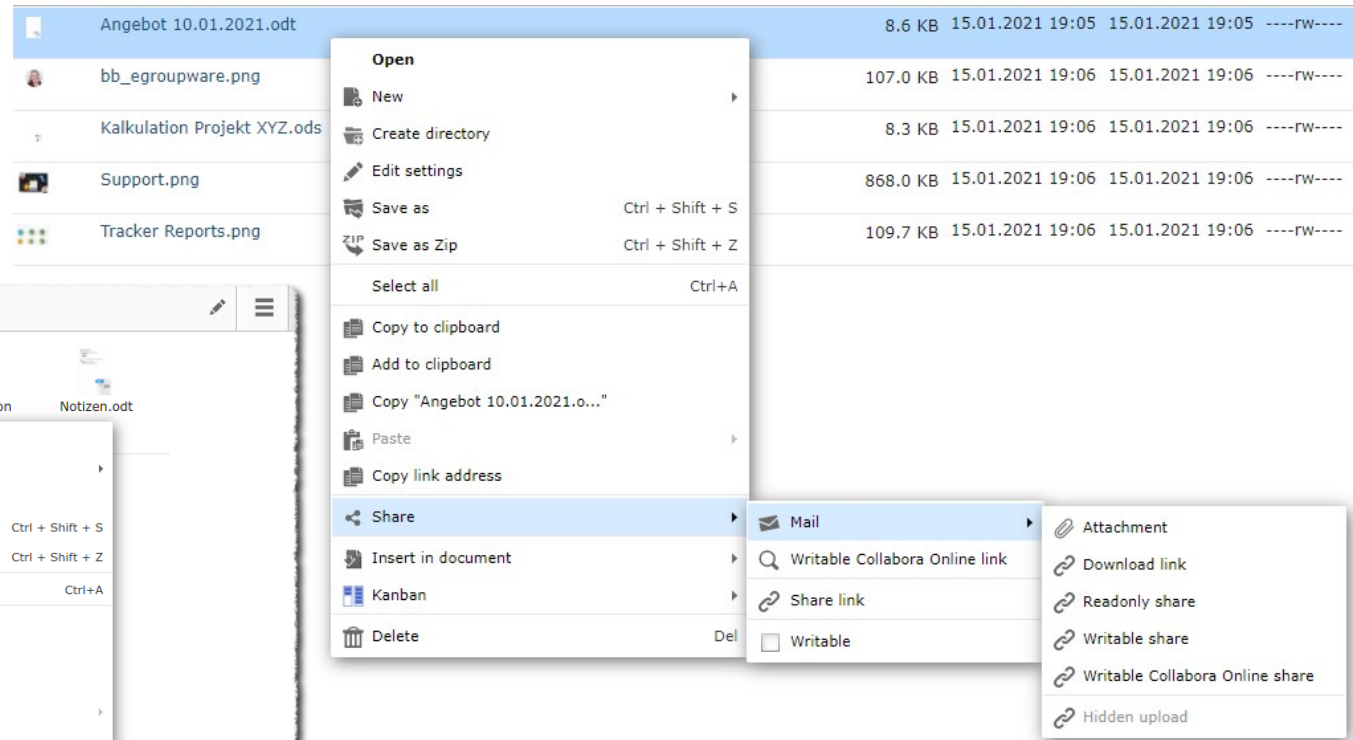
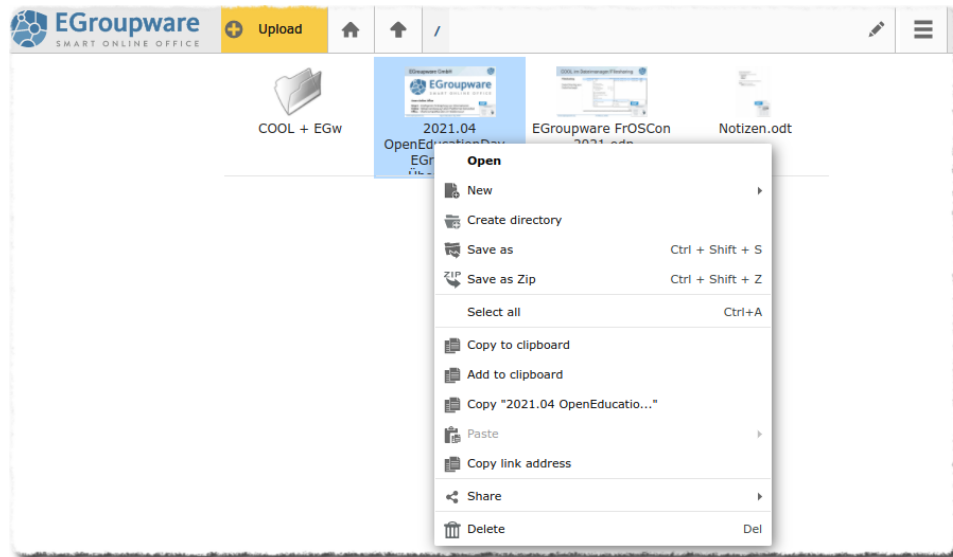
- EGroupware (EPL) supports versioning and deletion protection
- Access to files via WebDAV, also linked files from contacts, projects, ...
- Files can also be opened with a local LibreOffice/Collabora Office e.g. by mount EGroupware filemanager via WebDAV locally!
- Filesharing including opening for external via COOL

COOL in Filemanager/Filesharing



Filesharing

File/Folder Sharing from file manager



COOL in Filemanager/Filesharing



Filesharing

Save as...

Send file
by e-mail

The screenshot displays the EGroupware Filemanager interface. The top menu bar includes 'File', 'Home', 'Insert', 'Review', 'Format', and 'Help'. The 'File' menu is open, showing options like 'Save As', 'Share', 'See history', 'Print', 'ODF Presentation (.odp)', 'ODF Drawing (.odg)', 'PowerPoint 2003 Presentation (.ppt)', and 'PowerPoint Presentation (.pptx)'. A red box highlights the 'Share' option. A red arrow points from the 'Share' option to an email composition window titled 'EGw [E-Mail] - Mozilla'. The email window shows the 'From' field filled with 'Stefan <su@egroupware.org>' and the 'Subject' field containing the text 'Edit EGroupware FrOSCon 2021.odp in Collabora'. The email body is empty.

This close-up shows the 'Share' menu option in the EGroupware Filemanager. The 'Share' option is highlighted with a red box. Below it, a sub-menu is visible, showing options like 'Send as email', 'ODF Present', and 'ODF Drawin'. The 'Send as email' option is highlighted with a black background and white text.

Power of EGroupware



- Every EGroupware data can be used in Office documents
- Create Templates with placeholders in COOL
- Merge EGroupware data (e.g. Contact Emailaddress) into the template
- Insert easily contact data directly in Office documents



Power of EGroupware

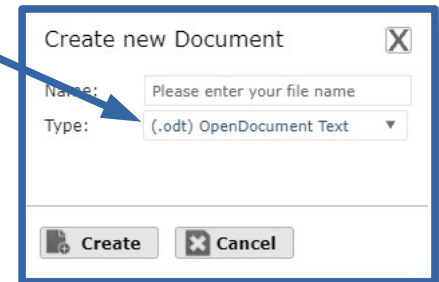
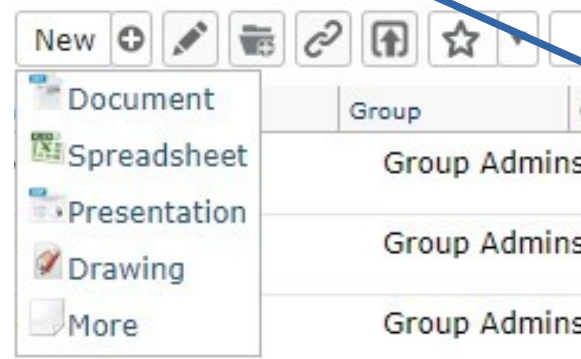
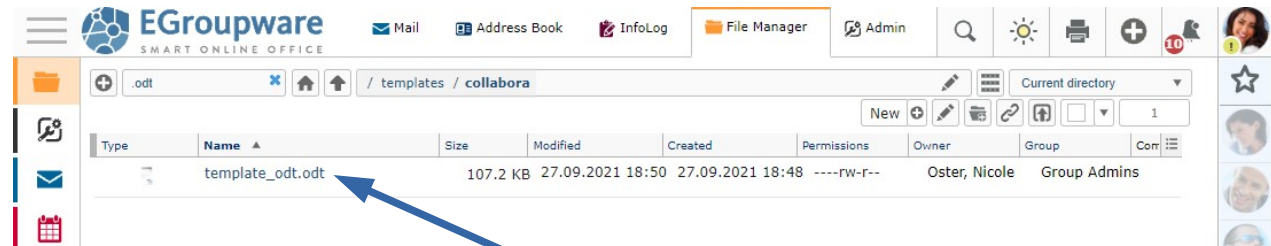
Template usage from different applications: Adressbook, Kanban, CRM

The screenshot displays the EGroupware interface with three main views: Addressbook, Kanban, and CRM. The Addressbook view shows a list of contacts with a context menu open for 'Insert in document', offering options for ODT, EML, and ODS files. The Kanban view shows a 'Key-Accounts Management' board with columns for 'A-Kunden', 'Kontakt steht an', 'Nachbearbeitung', and 'Termin vereinbart'. The CRM view shows details for 'Mr. Isac Acron Sagebrush' with a context menu open for 'Insert in document', offering options for ODT, EML, and ODS files. The ODS file options are specifically 'EGroupware-Leistungsangebot-Softwarepaket-EPL-Smart.ods', 'EGroupware-service-offer-eCloud.ods', and 'Report-contacts-ods'.

Power of EGroupware



- Store and use templates in filemanager
- Users or groups can use own templates
- For Collabora online define your default template with e.g. fonts, logo ... and store it in */templates/collabora*



Power of EGroupware



Merge EGroupware data (e.g. Contact Emailaddress) into the template

- EGroupware → „Insert into document“
- New with SDK integration: create directly pdf out of a template

The screenshot shows a contact list on the left and a context menu for 'Insert in document' on the right. The contact list includes:

Name	Address	Phone	Email
Walker, Paul Asian Fusion	Letališka 64 6250 Ilirska Bistrica	070-763-140	PaulWalker@gustr.com
Walczak, Natasza Magna Solution	Jabloňová 1908 538 51 Chrast u Chrudime	726 488 922	NataszaWalczak@einrot.com
Walczak, Jolanta Complete Tech	Via San Cosmo fuori Porta Nolana 38 20014 Nerviano	0346 7814545	JolantaWalczak@dayrep.com
Walczak, Hanna Handy Andy Home Impr			
Wagenaar, Hylke Leo's Stereo			
Waechter, Uwe Quality Realty Service			

The context menu for 'Insert in document' includes:

- As PDF (checked)
- EGroupware_Order_confirmation.eml
- ODT file (application/vnd.oasis.opendocument.text)
- EML file (message/rfc822)
- ODS file (application/vnd.oasis.opendocument.spreadsheet)

Below the context menu, a list of templates is visible:

- EGroupware-Leistungsangebot-Softwarepaket-EPL-Smart.ods
- EGroupware-service-offer-eCloud.ods
- EGroupware-service-offer-support-budget.ods
- Report-contacts-long.ods
- Report-contacts.ods

Power of EGroupware - Placeholders



Contact fields:

{{id}}	Contact ID
{{private}}	Private
{{categories}}	Category path
{{n_given}}	First name
{{n_family}}	Last name
{{n_fn}}	Full name
{{bday}}	Birthday
{{org_name}}	Organisation
{{title}}	Job title
{{assistent}}	Assistant
{{adr_one_street}}	Business street
{{adr_one_locality}}	Business city
{{adr_one_postalcode}}	Business postal code
{{adr_one_countrycode}}	Business country code
{{adr_two_street2}}	Address line 2 (private)
{{adr_two_region}}	State (private)
{{adr_two_countryname}}	Country (private)
{{tel_work}}	Work phone

General fields:

{{link}}	HTML link to the current record
{{links}}	Titles of any entries linked to the current record, excluding attached files
{{attachments}}	List of files linked to the current record
{{links_attachments}}	Links and attached files
{{links/[appname]}}	Links to specified application. Example: {{links/infolog}}
{{date}}	Date
{{user/n_fn}}	Name of current user, all other contact fields are valid too.
{{user/account_lid}}	Username
{{pagerepeat}}	Use this tag for serial letter. Place the content you want to repeat between two tags.
{{label}}	Use this tag for address labels. Place the content you want to repeat between two tags.
{{labelplacement}}	Tag to mark positions for address labels
{{IF fieldname}}	Example {{IF n_prefix~Mr~Hello Mr.~Hello Ms.}} - search the field "n_prefix", for "Mr", write Hello Mr., else write Hello Ms.
{{NELF}}	Example {{NELF role}} - if field role is not empty, you will get a new line with the value of the field role.
{{NENVLF}}	Example {{nenvlf role}} - if field role is not empty, set a LF without any value of the field role.
{{LETTERPREFIX}}	Example {{LETTERPREFIX}} - Gives a letter prefix without double spaces, if the title is empty.
{{LETTERPREFIXCUSTOM}}	Example {{LETTERPREFIXCUSTOM n_prefix title n_family}} - Example: Mr Dr. James Mill

Custom fields:

{{#XING}}	XING
{{#GULP}}	GULP
{{#LinkedIn}}	LinkedIn
{{#Facebook}}	Facebook
{{#twitter}}	Twitter
{{#jabber}}	Jabber
{{#Nachpflegeinfo}}	Nachpflege Info
{{#Nickname}}	Nickname EGroupware

Public sharing URL

Power of EGroupware - Placeholders



Example from project management with link to contact and all attachments of the project

The image shows a Microsoft Word document with a table containing project details. The table has several rows with placeholders for dynamic content. A blue box highlights a preview of the rendered data for the 'PROJECT details' section.

PROJECT details			
Project-number	[[pm_number]]	Category	[[Projekttyp]]
Title	[[pm_title]]		
Customer	[[#Aktuell]]		
Location	[[#Bauort/org_name]] [[#Bauort/adr_one_street]] [[#Bauort/adr_one_postalcode]] [[#Bauort/adr_one_city]] [[#Bauort/tel_work]]		
Coordinator	[[Coordinator]]		
Projectmembers	[[Projectmember]]		
Notes	[[pm_description]]		
Files	[[attachments]]		

PROJECT details			
Project-number	P-2021-0003	Category	Industrie- und Anlagenbau
Title	construction site Afterthoughts - Affinity Investment Group		
Customer	Afterthoughts: Kaczmarek, Sławomira		
Location	Affinity Investment Group Sielwogęz 3 1412 Phone: 40-34-38-48		
Coordinator	Hoffmann, Scott, F		
Projectmembers	Group Facility Management		
Notes			
Files	Documents/Contract/Contract customer.odt Documents/Contract/Contract Metal worker.odt Documents/Contract/Insurance validation.pdf Documents/Correspondens/Cover letter to the offer.odt Documents/Correspondens/Potential developers.ods Documents/Plans/first level.pdf Documents/Plans/Floor plan.pdf Documents/Plans/Ground floor.pdf Documents/Statics/Statics.ods Documents/Statics/Structural analysis explanation.odt Documents/Statics/Test statics.ods		

Power of EGroupware - Placeholders



Project manager spreadsheets / reports

1	Project number	Title	Draft Organisation	Draft city	Draft street	Draft phone	Draft email	Draft staff	Draft Staff City
2	{{(pagerepeat)}}(P-{{(pm_title}})		{{(#Entwurf/org_name}}	{{(#Entwurf/adr_one_pos}}	{{(#Entwurf/adr_one_street}}	{{(#Entwurf/tel_work}}	{{(#Entwurf/email}}	{{(#Entwurf-MA/n_fn}}	{{(#Entwurf-MA/adr_one}}
3	{{(pagerepeat}})								

1	Project number	Title	Draft Organisation	Draft city	Draft street	Draft phone	Draft email	Draft staff	Draft Staff City
2	P-2021-0001	Widdmann - Ausbau Infrastruktur	Aaronson Furniture	6662 Tavigny	Rue des Campanules 343	0495 99 58 65	KilianSchuitema@superrito.com	Scott, F Hoffmann	10115 Berlin
3	P-2021-0003	construction site Afterthoughts - Affinity Investment Group	Modern Realty	93133 Burglengenfeld	Luebecker Strasse 76	09471 79 00 43	RobertMaur@gustr.com	Ruben, E Adams	10115 Berlin

Power of EGroupware - COOL



Insert Placeholder

Address Book

Contact

- Business
- Private
- phone
- Email
- Details
- customfields

Business street
Business address line 2
Business city
Business state
Business postal code
Business country
Business country code
Formatted business address

{{adr_one_countryname}}

Preview with entry

EGroupware GmbH: Becker, Birgit

GERMANY

Insert Cancel

Zantir Nautic, Am Hafen 9, 21079 Hamburg

Mandy Zimmermann
Kurfürstenstrasse 18
72135 Dettenhausen

ANGEBOT

Kundennummer 0815-2

Mrs.Zimmermann

vielen Dank für Ihre Anfrage unter Ihrer Kundennummer 0815-2.

Power of EGroupware - COOL



Microsoft Word interface showing the 'Insert address' dialog box. The 'Address Book' dropdown is open, and the entry 'Zantir Engineering' is selected. The contact details for 'Zantir Engineering' are displayed in the main text area.

Address Book

Business address
Home address
Name, email, phone

Select entry

Zantir Engineering: Systems, Administrator

Zantir Engineering
Administrator Systems
Seestraße 89
10115 Berlin

Insert Cancel

Microsoft Word interface showing the 'Insert address' dialog box. The 'Address Book' dropdown is open, and the entry 'Administrator Systems' is selected. The contact details for 'Administrator Systems' are displayed in the main text area.

Address Book

Business address
Home address
Name, email, phone

Select entry

Zantir Engineering: Systems, Administrator

Administrator Systems
sysop@tutorial.egroupware.net
+49 (221) 99980569

Insert Cancel



Case study:

EGroupware GmbH

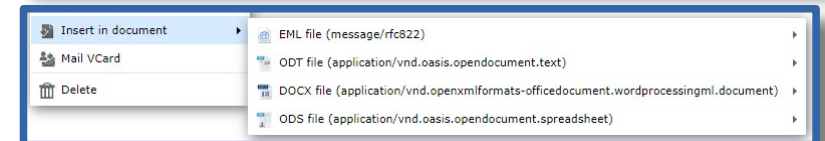
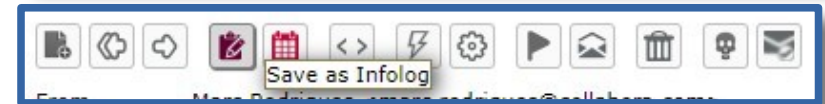
CRM: offers, invoices, mailings, reports

Case study – EGroupware GmbH



Typical EGroupware workflow:

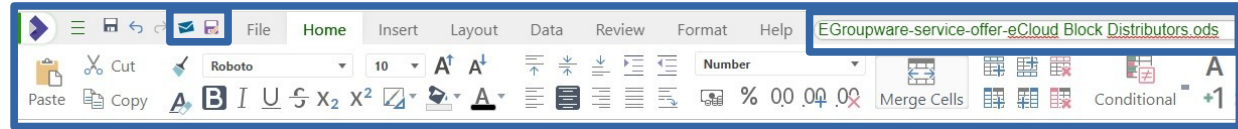
- **Store contact data** in adressbooks (trials, offer, customer ...)
- **Create Infolog** out of incoming or outgoing emails to document it
- **Use „insert in document“** to create an offer or email out of a template.
- **Contact data is merged into the document**, values in the spreadsheet get adapted and stored in filemanager as ods and pdf.
- **Sent email back** to the contact with attached pdf (e.g offer, Invoice) and store it again in **Infolog** (CRM).



Case study – EGroupware GmbH



Service offer example:



Excel spreadsheet showing a service offer for EGroupware Enterprise Line (EPL). The spreadsheet includes a header with the EGroupware logo and a table of items and prices.

Service offer - EGroupware Enterprise Line (EPL)			
EGroupware Cloud, Managed Cloud Computing Center			Block Distributors Jelena Zagorec
1 Solution Package EGroupware eCloud			
1	eCloud base package	package price	199,00 / year
	> including 2 ccu (concurrent users)		
	> including 20 GB storage		
13	additional ccu	sum ccu	468,00 € / year
	> base price ccu / year	45,00 €	
	> volume discount additional ccu		
	6-9 ccu → 10%		
	10-19 ccu → 20%		
	20-49 ccu → 30%		
	50-99 ccu → 40%		
	volume discount	117,00 € / year	
20	Collabora licenses		340,00 € / year
	> price per user license	17,00 € / year	
1	usage Rocket.Chat		300,00 € / year
	> Rocket.Chat instance up to 20 users (fair use)		300,00 € / year
50	GByte additional storage		225,00 € / year
	> price per 10 GByte (up to 100GB)		45,00 € / year
	> price per 10 GByte (more than 100GB)		39,00 € / year
1	Year(s) Contract Period	multi year discount	0,00 € / year
	> Multi year discount	1st year	1.532,00 €
	2 years → 3%	2nd year	0,00 €
	3 years → 8%	3rd year	0,00 €
	price offer total		1.532,00 € / 1 year(s)
2	Beauftragung		

Excel spreadsheet showing a service offer for EGroupware Enterprise Line (EPL). The spreadsheet includes a header with the EGroupware logo and a table of items and prices.

Service offer - EGroupware Enterprise Line (EPL)			
EGroupware Cloud, Managed Cloud Computing Center			Block Distributors Jelena Zagorec
1 Solution Package EGroupware eCloud			
1	eCloud base package	package price	199,00 / year
	> including 2 ccu (concurrent users)		
	> including 20 GB storage		
13	additional ccu	sum ccu	468,00 € / year
	> base price ccu / year	45,00 €	
	> volume discount additional ccu		
	6-9 ccu → 10%		
	10-19 ccu → 20%		
	20-49 ccu → 30%		
	50-99 ccu → 40%		
	volume discount	117,00 € / year	
20	Collabora licenses		340,00 € / year
	> price per user license	17,00 € / year	
1	usage Rocket.Chat		300,00 € / year
	> Rocket.Chat instance up to 20 users (fair use)		300,00 € / year
50	GByte additional storage		225,00 € / year
	> price per 10 GByte (up to 100GB)		45,00 € / year
	> price per 10 GByte (more than 100GB)		39,00 € / year
1	Year(s) Contract Period	multi year discount	0,00 € / year
	> Multi year discount	1st year	1.532,00 €
	2 years → 3%	2nd year	0,00 €
	3 years → 8%	3rd year	0,00 €
	price offer total		1.532,00 € / 1 year(s)
2	Beauftragung		

Case study – EGroupware GmbH



The screenshot shows a web-based office application interface. At the top, there is a menu bar with 'File', 'Home', 'Insert', 'Layout', 'Data', and 'Rev'. Below the menu is a toolbar with various icons for editing and navigation. A 'Save as' dialog box is open, showing the file name 'EGroupware-service-offer-eCloud Block Distributors.ods' and the location '/ home / Zantir Engineering / Service offers 2021'. Below the dialog, a file browser shows a list of files: 'EGroupware-service-offer-eCloud Block Distributors.ods' and 'EGroupware-service-offer-eCloud Block Distributors.pdf'. At the bottom, there are 'Save as' and 'Close' buttons.

The screenshot shows an email client interface. The email is from Nicole Oster <nicole.oster@tutorial.egroupware.net> to Birgit Becker <bb@egroupware.org>. The subject is 'Service Offer EGroupware eCloud 15CCU, 20 COOL, 70GB, RocketChat'. The body of the email reads: 'Dear Ms. Becker, please find attached our offer for using EGroupware in our cloud. If you have any question please let us know. Kind regards Nicole Oster Zantir Engineering Group'. At the bottom, there is a 'Send files as' dropdown set to 'Attachment', an 'Expiration' dropdown set to 'Select a date', and a 'password protect' checkbox. The attached file is 'EGroupware-service-offer-eCloud Block Distributors.pdf'.

A close-up screenshot of the email client toolbar. It shows icons for 'File', 'Cut', and a prominent 'Send as email' button.

The screenshot shows a contact management interface. On the left, there is a contact card for 'Mr. Isac Acron' from 'Sagebrush' in 'Toronto'. The card includes phone numbers (Business: 416-567-0320, Mobile phone, Private, Fax) and email/internet information (Email: isac.acron@sagebrush.ca, URL). On the right, there is a list of messages. The selected message is from 'Sagebrush: Acron, Isac' with the subject 'Service Offer EGroupware eCloud 15CCU, 20 COOL, 70GB, RocketChat'. The message body contains the same text as the email shown in the previous screenshot. The message is dated '14.09.2021, 20:33' and includes a list of attachments: 'EGroupware-service-offer-eCloud Block Distributors.pdf, Service Offer EGroupware eCloud 15CCU, 20 COOL, 70GB, RocketChat.eml'.

Case study – EGroupware GmbH



Infolog – Invoice example:

The screenshot shows the EGroupware 'InfoLog' interface for editing an invoice. The main form fields include:

- Title:** RE-2021-192 #102874
- Type:** Rechnung
- Contact:** EGroupware GmbH Becker, Birgit
- Start date:** 04.08.2021 00:00
- Due date:** (empty)
- Description:** Your purchase order no. 1012786
- Rechnungsnummer (Spezial CF):** RE-2021-192
- Rechnungsdatum (Spezial CF):** 04.08.2021
- Steuerbasis (I Druck):** EU
- Leistungszeitraum von:** 05.08.2021
- Leistungszeitraum bis:** 04.08.2022
- Zahlungsbedingung (aus Organisation):** 30 days net
- Belegtext (Texte sind anzupassen):** Der Leistungsempfänger ist Schuldner der Umsatzsteuer gem. §13b UStG - The service recip
- Menge 1:** 1
- Produkt 1:** EPL-Universal
- Status:** bezahlt
- Owner:** Ingo Kreißelmeyer

The spreadsheet displays the invoice data in a structured format, including:

- Header:** EGroupware SMART ONLINE OFFICE
- Address:** EGroupware GmbH · Leibnizstrasse 17 · 67663 Kaiserslautern
- Customer Info:** Kundennummer, Ust.IdNr., Datum, Zahlungsbedingung, Fällig am
- Invoice Details:** Rechnung {{#Rechnungsnummer}}, {{#Auftragstext}}, Leistungszeitraum: bis {{#Leistungsze}}
- Table:**

Menge	Beschreibung	Einzelpreis €
{{#Menge1}}	{{#Produkttx1}}	{{#Einzelpreis1}}
- Summary:** Betrag (netto), Steuer {{#Steuer1}}, Betrag (brutto)

The spreadsheet displays the invoice data in a structured format, including:

- Header:** EGroupware SMART ONLINE OFFICE
- Address:** EGroupware GmbH · Leibnizstrasse 17 · 67663 Kaiserslautern · Germany
- Customer Info:** Testcompany, Service Comptabilité, CS 56576876, Grenoble Cedex, 38043, France
- Invoice Details:** Rechnung RE-2021-192, Your purchase order no. 1012786, service period 08/05/2021 till 08/04/2022
- Table:**

quantity	description	unit price €	tax rate	value €
21	1.00 EGroupware Installation Package EPL Universal License Number of user accounts unlimited Contract duration: 1 year, no automatic renew	4450.00	0%	4450.00 €
22				net value 4.450.00 €
23				tax 0% 0.00 €
24				total value 4.450.00 €
- Additional Info:** customer number 20092, VAT ID FRhghjfgg55656, date 08/04/2021, terms of payment 30 days net, due 09/03/2021

Case study – EGroupware GmbH



Infolog – Invoice reports testmonth example:

Report-Invoices.ods

File Edit View Insert Format Sheet Data Tools Help Last modification: 9 minutes ago

fx Σ = =IF(INDIRECT(ADDRESS(ROW(),COLUMN()+1))="bezahlt",INDIRECT(ADDRESS(ROW(),COLUMN()-2)),0)

	A	B	C	D	E	F	G	I	J	K	L
1							Total	Payed	Payed	Outstanding	Overdue
2							#VALUE!	0.00 €	0.00 €	#VALUE!	#VALUE!
3	INFOLOG INFORMATIONEN										
4	ID	Customer	Invoicenumber	Description	Unit price	Unit price 2	net invoice amount	Summe	Status	Done %	invoice date
5	{{pagerepeat}}	{{info_link_id}}	{{#Rechnungsnummer}}	{{info_des}}	{{#Einzelpreis1}}	{{#Einzelpreis2}}	#VALUE!	0.00 €	{{info_status}}	{{info_percent}}	{{#Rechnungsdatum}}
6	{{pagerepeat}}										

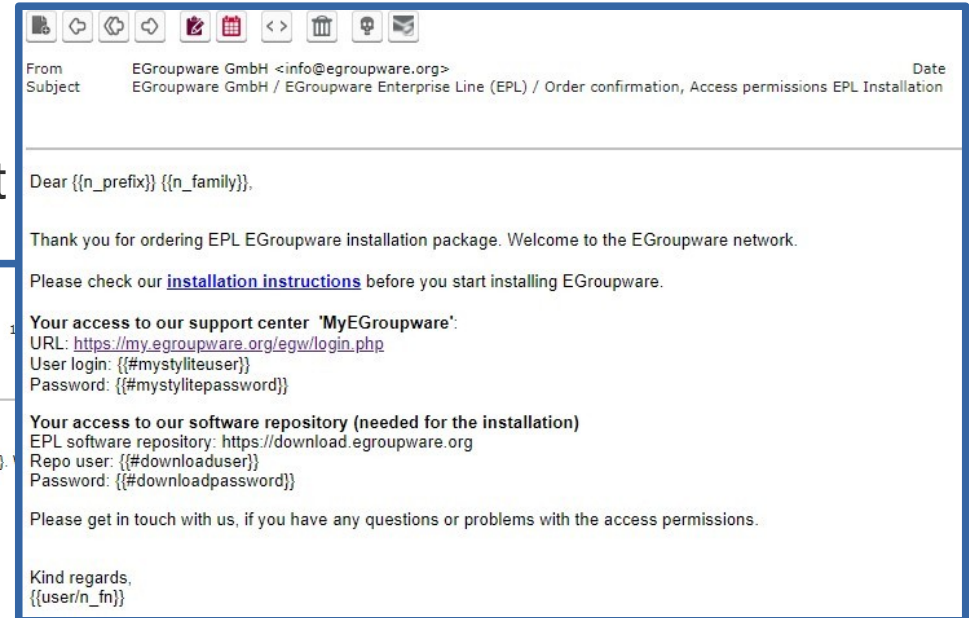
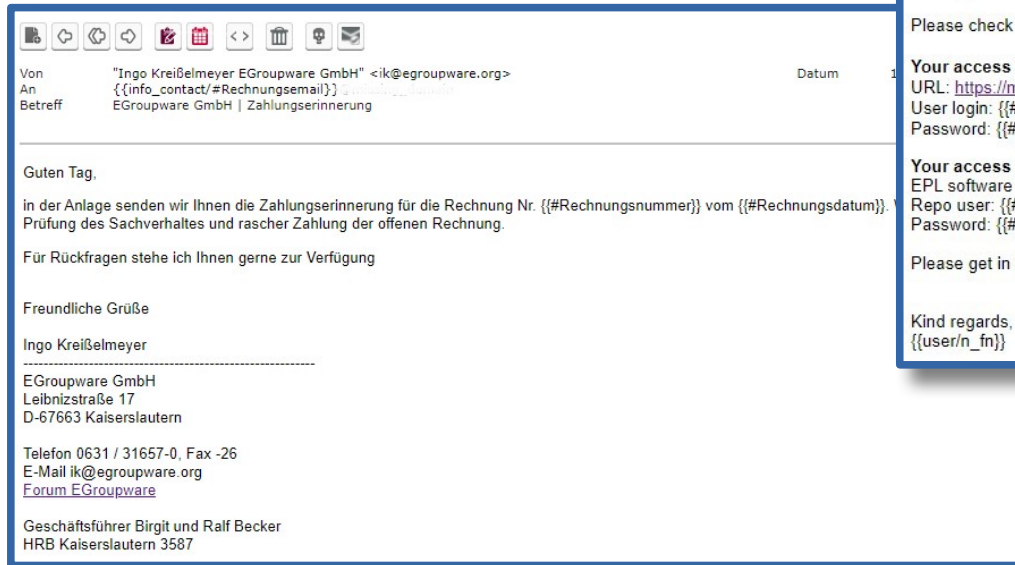
	A	B	C	D	E	F	G	J	K	L
1							Total	Payed	Outstanding	Overdue
2							40,220.16 €	37,677.92 €	2,542.24 €	2,542.24 €
3	INFOLOG INFORMATIONEN									
4	ID	Customer	Invoicenumber	Description	unit Price 1	Unit Price 2	Invoice net	Status	Done %	Invoice date
5	98224	Customer1	RE-2021-117	30.04.2021 ik: 3. Produkt für	100.20 €	289.84 €	610.84 €	versendet	50	04/30/21 12:00 AM
6	97924	Customer2	RE-2021-115	04.05.2021: Zahlungseingang	208.07 €	89.00 €	297.07 €	bezahlt	100	04/26/21 12:00 AM
7	97904	Customer3	RE-2021-113	30.04.2021: Zahlungseingang	41.65 €		41.65 €	bezahlt	100	04/26/21 12:00 AM
8	97914	Customer4	RE-2021-114	27.04.2021: Zahlungseingang	58.30 €	131.90 €	190.20 €	bezahlt	100	04/26/21 12:00 AM
9	97934	Customer5	RE-2021-116		42.00 €		42.00 €	versendet	50	04/26/21 12:00 AM
10	97894	Customer6	RE-2021-112		90.00 €		90.00 €	versendet	50	04/26/21 12:00 AM
11	97814	Customer7	RE-2021-110	30.04.2021: Zahlungseingang	120.00 €		120.00 €	bezahlt	100	04/22/21 12:00 AM
12	97821	Customer7	RE-2021-111	28.04.2021: Zahlungseingang	82.79 €		82.79 €	bezahlt	100	04/22/21 12:00 AM
13	97654	Customer cvc	RE-2021-109		240.00 €		240.00 €	versendet	50	04/21/21 12:00 AM

Case study – EGroupware GmbH



Email Templates:

- Payment reminder called from Infolog
- Order confirmation called from contact





Thank you for your interest!

Question & Trial: bb@egroupware.org

Business Day



EGroupware

SMART ONLINE OFFICE